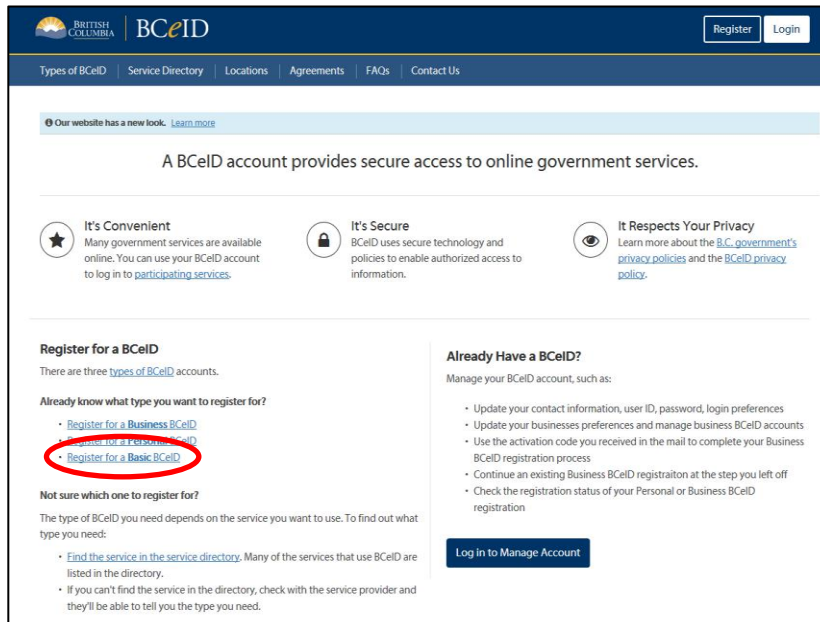


How to Apply for a Basic BCeID

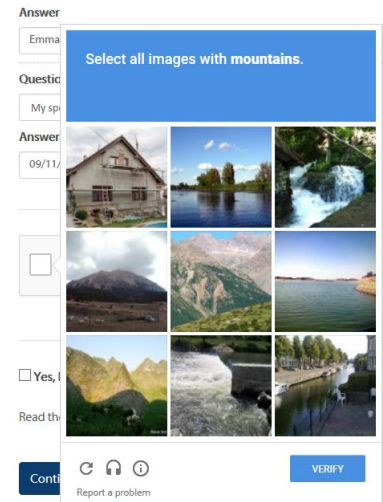
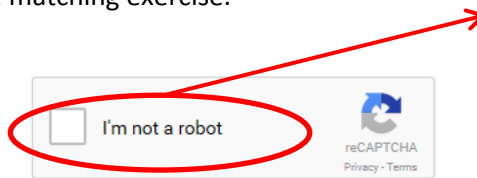
There are three types of BCeID available—Business, Personal and Basic—and any of them may be used to make an application through FrontCounter BC. If you already have a BCeID, you don't need a new one to apply for groundwater.

The easiest BCeID to obtain is a Basic BCeID, which does not require identity verification and can be obtained immediately. Personal and Business BCeIDs take longer to obtain because they require identity verification. If you do not already have a BCeID, we recommend that you apply for a Basic BCeID. To apply for a Basic BCeID:

1. Visit the BCeID website: www.bceid.ca
2. Click on **Register for a Basic BCeID** on the left-hand side of the homepage



3. You will be asked to provide your name and contact information (including an e-mail address), select a user ID, and create a password with security questions. When you are finished, click on the box next to the "I am not a robot" statement. The system will verify this by asking you to complete a simple matching exercise.



4. Accept the **Terms of Use Agreement** and submit your application by clicking the Continue button

